



## How to Measure for Blinds

Always use a metal tape measure, as cloth or plastic tapes may stretch.

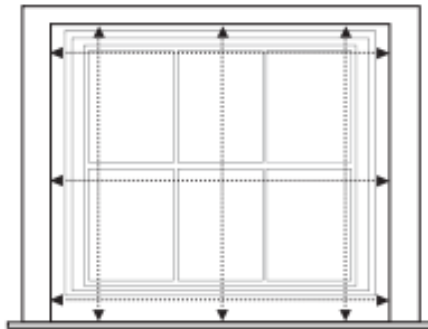
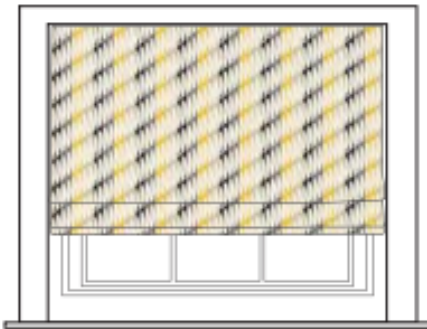
Be sure to double check all your measurements.

All measurements should be supplied in whole centimetres. If your measurement falls in between two whole centimetres, always round down to the nearest centimetre.

### Blind Measuring Guide

Blinds may be fitted inside or outside of the window recess.

#### **INSIDE RECESS BLIND**



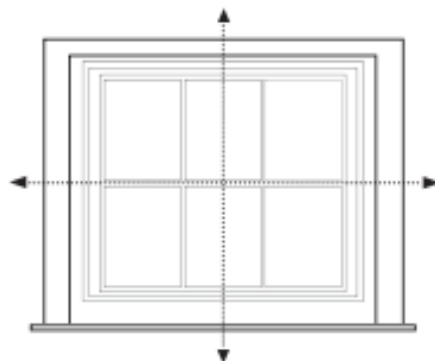
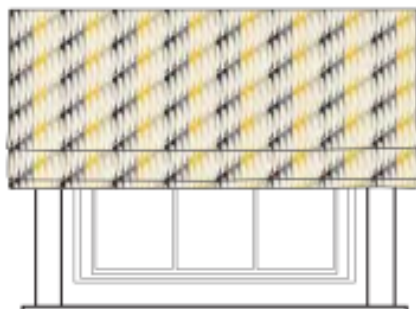
#### Width

Measure the width of the recess at 3 points to get the narrowest point.  
Take 2 cm of the narrowest width for allowance.

#### Drop

Measure the drop of the recess at 3 points to get the narrowest point.  
This is your finished drop.

#### **OUTSIDE RECESS BLIND**



#### Width

Measure the width of the recess.  
Add on 15cm; this allows an overlap of 7.5cm either side.

#### Drop

Measure the drop of the recess.  
Add on 30cm; this allows an overlap of 20cm above your window and 10cm below.

**Please note: You may alter the above allowances to suit the wall space around your window.**

### My Blind Measurements:

Finished Blind Width:

Finished Blind Drop: